



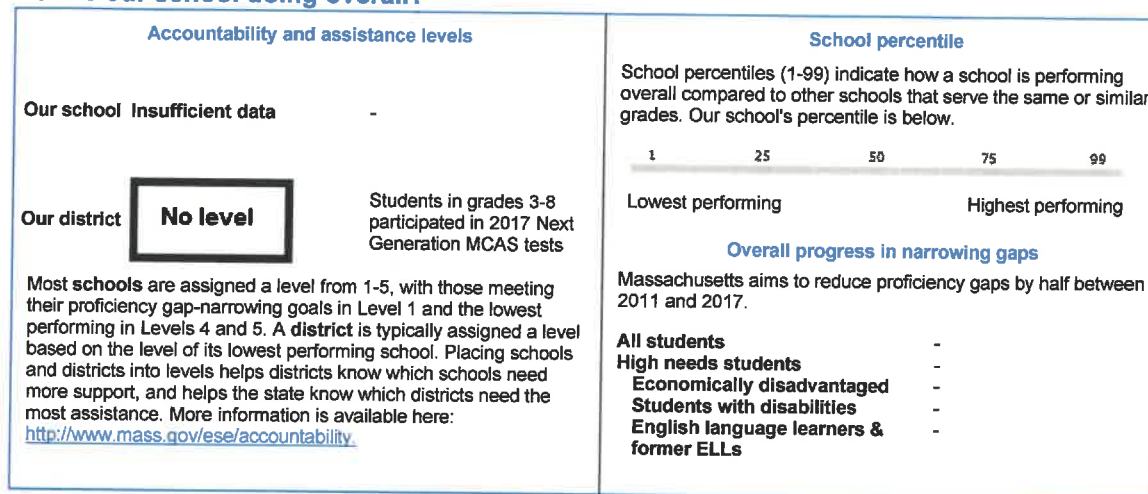
## 2017 Massachusetts School Report Card Overview MAQUAN ELEMENTARY (07800025)

Whitman-Hanson Public School District (07800000)  
Elizabeth L. Wilcox, Principal  
Grades Served: PK,K,01,02

38 School Street, Hanson, MA 02341  
Phone: 781.618.7060  
Website: <http://www.whrsd.org/whq>

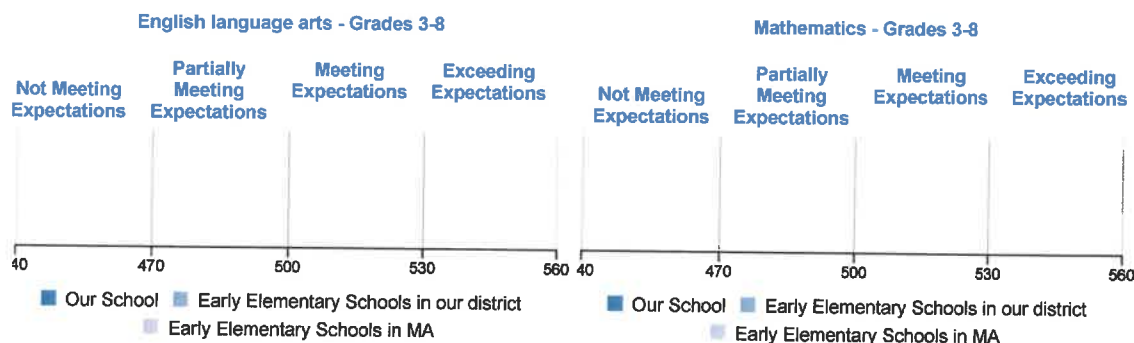
Report cards help parents/guardians and the general public see where schools and districts are succeeding and where there is still work to do. This report card overview answers important questions about our school's performance. For the full report card containing additional data contact the school's principal or visit the Massachusetts Department of Elementary and Secondary Education's website at <http://profiles.doe.mass.edu>. For more information about report card data, visit our [Profiles Help](#) page.

### How is our school doing overall?



### How does our school's achievement over time compare to the district and the state?

#### Next Generation MCAS (Average Scaled Score)



#### Legacy MCAS (CPI)

The Composite Performance Index (CPI) is a number from 1-100 that represents the extent to which all students are progressing toward proficiency in a given subject. When all students demonstrate proficiency on MCAS and/or PARCC tests, the CPI will be 100. Our school's CPIs for 2014-2017 are below.

#### Science

2014    2015    2016    2017

#### Our school

-    -    -    -


#### Early Elementary Schools in our district

-    -    -    -

#### Early Elementary Schools in MA

### How does our school's growth compare to the district and the state?

Transitional Student Growth Percentiles (SGPs) measure gains in student achievement from year to year. SGPs between 40 and 60 represent moderate growth. Our school's median SGPs for 2017 are below. (Note: Growth values are truncated.)



### How does our school's enrollment compare to the district and the state?

Total enrollment	Our school	Our district	Our state
	430	4,000	953,748
By high needs population	Our school	Early Elementary Schools in our district	Early Elementary Schools in MA
	# %	# %	# %
Economically disadvantaged students	65 15.1	65 15.1	11,811 28.2
Students with disabilities	78 18.1	78 18.1	8,245 19.7
English language learners	1 0.2	1 0.2	4,017 9.6

### How do our school's teachers and classrooms compare to the district and the state?

General information	Our school	Early Elementary Schools in our district	Early Elementary Schools in MA
Teachers (#)	27.0	27.1	2,841.0
Core academic classes taught by highly qualified teachers (%)	100.0	100.0	97.1
Average class size (#)	20.8	20.8	17.8
Student : teacher ratio	15.9 to 1	15.9 to 1	14.7 to 1

### How is our school doing on other important measures?

Attendance	Our school	Early Elementary Schools in our district	Early Elementary Schools in MA
2017 Attendance rate (%)	95.7	95.7	94.3
2017 Average days absent per student (#)	7.5	7.5	9.3
2017 Chronic absenteeism rate (%)	7.5	7.5	15.4

#### Discipline

2017 In-school suspension rate (%)	-	-	0.1
2017 Out-of-school suspension rate (%)	-	-	0.2

#### High school completion

	Our school	Our district	Our state
2015 5-year graduation rate (%)	-	95.0	89.4
2016 4-year graduation rate (%)	-	92.4	87.5
2016 annual dropout rate (%)	-	0.3	1.9
2015 graduates attending institutions of higher education* (%)	-	75.7	75.9
2017 12th graders taking 1+ Advanced Placement courses (%)	-	59.9	41.4
2017 Advanced Placement tests with scores of 3 or higher (%)	-	57.2	65.7
2017 SAT average score - Reading	-	549	552
2017 SAT average score - Writing	-	-	-
2017 SAT average score - Math	-	532	552
2016 MassCore** - Completing a rigorous course of study (%)	-	97.3	77.4

\*Postsecondary enrollment data includes any student enrolling in an institution of higher education within 16 months of earning a high school diploma

*\*\*MassCore: 4 years of English & math, 3 years of history & lab-based science, 2 years of a foreign language, 1 year of arts & 5 additional "core" courses*

### What else should you know about our school?

The Maquan Elementary School is dedicated to providing a safe, nurturing environment of mutual respect while inspiring children to achieve their maximum potential as life-long learners. Students are valued for their individuality and diverse capabilities as they are taught to face the future and contribute to society with compassion, courage, knowledge and vision.

To view our school's full report card, visit <http://profiles.doe.mass.edu>. For more information about report card data, visit our [Profiles Help](#) page.  
Published by the Massachusetts Department of Elementary and Secondary Education